

# Starflor CP

## Starflor CP

STARFLOR CP is a PVC composite floor tile with marbling design produced by calendaring process.

### Place Recommended

Housing, Office Administration, Education, Retail

CP-4660




CP-4685




CP-4668



CP-4633




CP-4600




CP-4683




CP-4601




CP-4636



CP-4654



CP-4638



Size  
304.8 X 304.8 mm.



Thickness  
1.6\* / 2.0 mm.



Type  
Tile (Square)



Treatment  
NO

\* MADE TO ORDER

Estimate Timing : 2 weeks

Shades and colors may vary slightly from actual tiles. Please request actual sample from Marketing and Sales Department

STARFLOR CP is a PVC composite floor tile with marbling design produced by calendaring process.



### Basic Smooth

Feeling smooth with the classic series.  
Last long design for a classic idea.

## Installing

### 1. Preparing Subfloor



Hard, level, dry,  
smooth, sound  
and clean

### 2. Laying Method



2.1  
Unpack tiles 24hrs.  
before laying



2.2 Trace a line  
perpendicular to the  
main entrance. Ensure  
equal cut of tile at  
the room perimeter.



2.3 Apply adhesive  
to a few sq.m of  
subfloor in one quarter



2.4  
Press each tile  
into position



2.5  
Roll with  
50kg roller

## Maintenance

### Initial Cleaning



Remove  
loose debris



Low speed  
cleaning machine

### Protection



Apply wax

### Daily Maintenance Periodic Maintenance



Dry sweeping or  
remove dirt with  
a damp mop



High speed  
cleaning machine

For full specification, installation, and maintenance details,  
please refer to the handbook